



Expleco GLSand or GLCullet machine Motor Removal




1. Undo M10 cap screws



2. Undo LED connector wires and withdraw cable



3. Carefully wedge black cap off bearing.




4. Drive large screwdriver between flailshaft and adapter flange
To break adapter flange free.



5. Wind M12 x 60mm bolt (available from EXPLECO) to push Internal pin against motor shaft being careful to ensure that adapter flange is not frozen



6. Remove motor and/or re-install motor



7. Liberally re grease with CopperCoat or NeverSeize prior to re-assembly